



**DYNAMIX**

**DYNAMIX Mission is here to protect  
your funds when making transactions  
avoiding scammers and dishonest  
people**

# WHY DYNAMIX MISSION?

Before paying a freelancer, a stranger, a telegramer, an influencer, a fast track or any other services using crypto protect your funds by using **DYNAMIX Mission**

**DYNAMIX Mission** takes less than a minute to create a smart contract  
With a low fee

**DYNAMIX Mission** will secure and guarantee stress-free financial transaction  
between **Buyers** and **Sellers**



# HOW IT WORKS

**Buyer** : Party wanting to pay for a service

**Seller** : Party receiving funds

Step 01

## Define the mission.

Defining Terms &  
Conditions that **Seller**  
must perform to get paid.

Step 02

## Secure your funds

**Buyer** Finance the mission  
amount. **Seller** is then  
guaranteed that the mission  
is funded

Step 03

## Once mission is completed

**Buyer** Release the funds,  
and **Seller** is paid  
immediately

 TRY IT NOW !

Free trial of BETA version on BSC  
<https://dynamix.finance/missions/>



## Let's see an Example ?

Somewhere on a social network ...

**Mick:** Hello there, how are you?

**Dan:** I'm doing well, who is this?

**Mick:** my name is Mike and I represent a crypto project.

**Mick:** I was wondering if you can help us by doing a campaign on reddit, someone referred you?

**Dan:** Yes ! I can do that for you guys, it costs 2 BNB and I can get that ready within the next 24 hours

**Dan:** you can send me the money on my wallet 0x3dd5...45e5 and we can go from there.

**Mick:** Great, I prefer to use [Dynamix Mission](#) to protect both of us, crypto space is full of fraud

**Dan:** No problem, I understand, Do you want me to create the mission or will you take care of it ?

**Mick:** I will create the mission for us and I will send mission link shortly

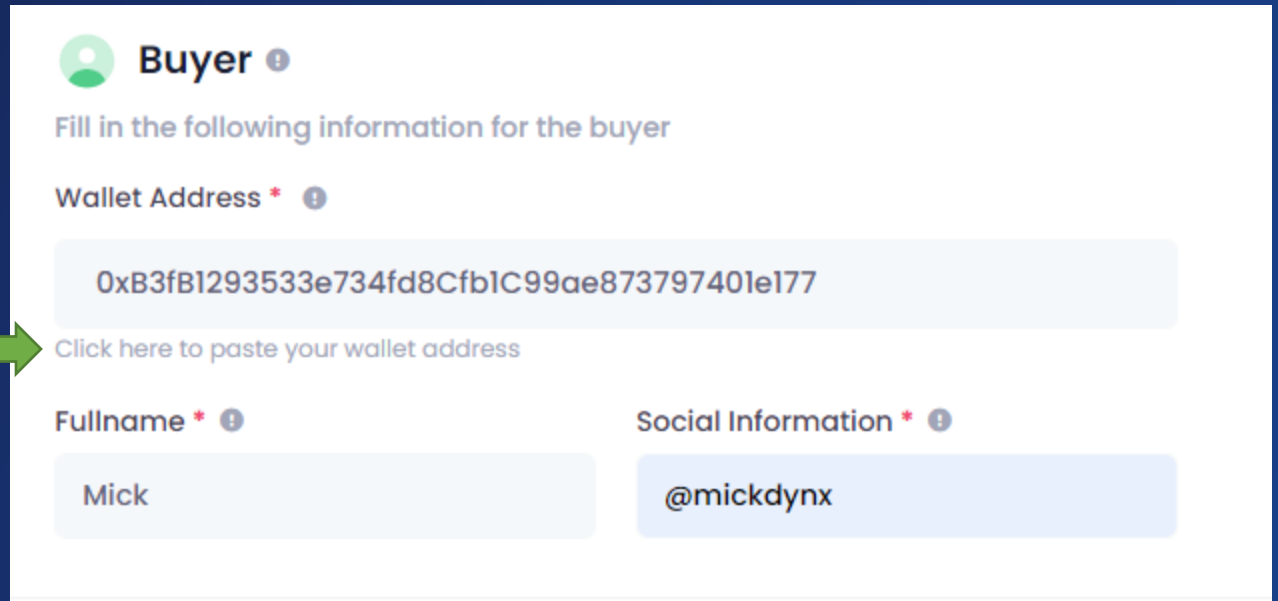
# EXAMPLE

Mick (the buyer) create a new Dynamix mission on <https://dynamix.finance/missions/> ...

**First Step:** he enters his information as a buyer. His wallet, his nickname and social network information

Mick knows Dynamix Mission very well, he knows that if he clicks on the link, it automatically fills in his wallet address

Mick's information as a Buyer is important, his wallet address will give him the rights as a buyer on the smart contract mission



The screenshot shows a registration form for a 'Buyer' on the Dynamix platform. The form is titled 'Buyer' and includes a subtitle 'Fill in the following information for the buyer'. It contains three main input fields: 'Wallet Address \*', 'Fullname \*', and 'Social Information \*'. The 'Wallet Address' field is pre-filled with the hexadecimal string '0xB3fB1293533e734fd8Cfb1C99ae873797401e177'. Below this field is a link that says 'Click here to paste your wallet address'. The 'Fullname' field contains the name 'Mick', and the 'Social Information' field contains the handle '@mickdynx'. A green arrow points from the text in the previous block to the 'Click here to paste your wallet address' link.

**Buyer** ⓘ

Fill in the following information for the buyer

Wallet Address \* ⓘ

0xB3fB1293533e734fd8Cfb1C99ae873797401e177

[Click here to paste your wallet address](#)

Fullname \* ⓘ

Mick


Social Information \* ⓘ

@mickdynx

# EXAMPLE

**Second Step:** he enters Dan information as a Seller. His wallet, his nickname and social network information

Dan information as a Seller is important, his wallet address will give him the rights as a seller on the smart contract mission

 **Seller** ⓘ

Fill in the following information for the seller

Wallet Address \* ⓘ

0x3fC5Bd9ef78BC923D51448f5C957dd6B1BECabC8

[Click here to paste your wallet address](#)

Fullname \* ⓘ Social Information \* ⓘ

Dan @danredditpower



# EXAMPLE

## Third Step:

### -Mission Terms

- Title
- Amount
- Deadline
- Terms (most important thing)

**Mick** knows he needs to be specific about the mission terms, because if Dan doesn't get it right, Mick won't pay Dan and they have to call Dynamix Moderator to resolve the dispute

## Mission Terms

Fix the terms the seller must complete to get paid ? be precise, do not leave the possibility of interpretation.

Mission Title \*

Reddit Crypto Moon Shot Campaign

Mission Amount \* ⓘ

2

BNB

Mission Deadline \*

2021-10-29 19:00

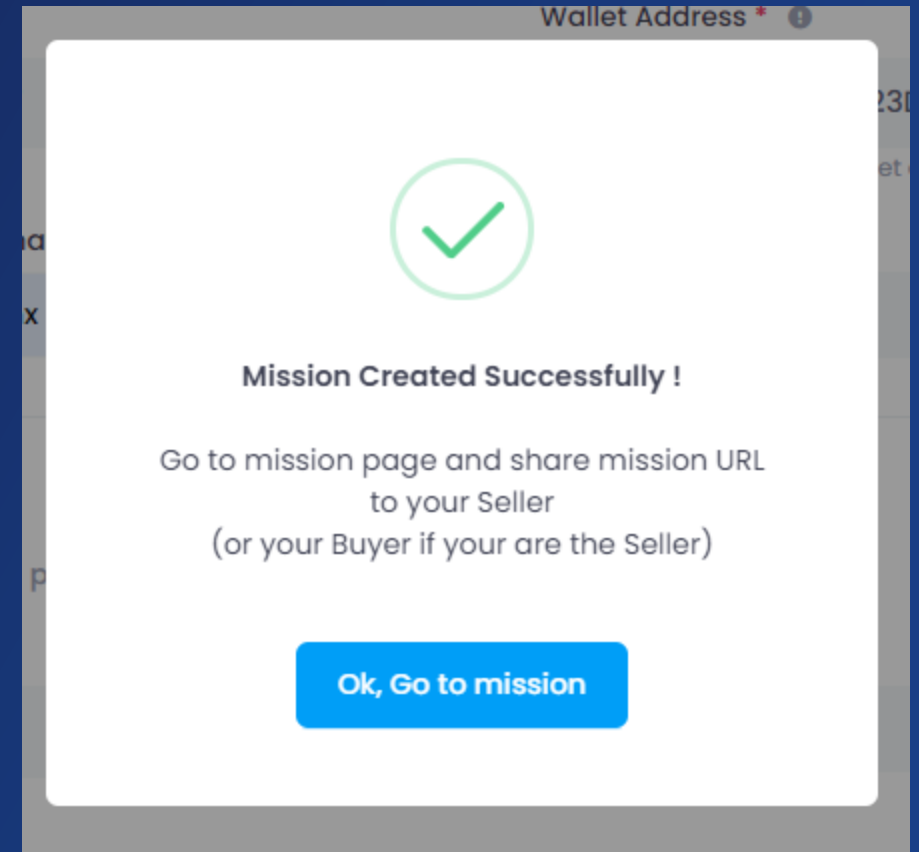
Mission Terms \* ⓘ

Dan must run a 24-hour reddit campaign on crypto moon shot and put us in top trending

# EXAMPLE

**Mick** clicks on Create Mission, Accept MetaMask confirmation and wait few seconds until mission smart contract created on blockchain

Voilà! a unique and a smart contract is created on blockchain, with all the mission's information, the buyer and seller wallet identification, giving each one a unique and exclusive right on the mission.



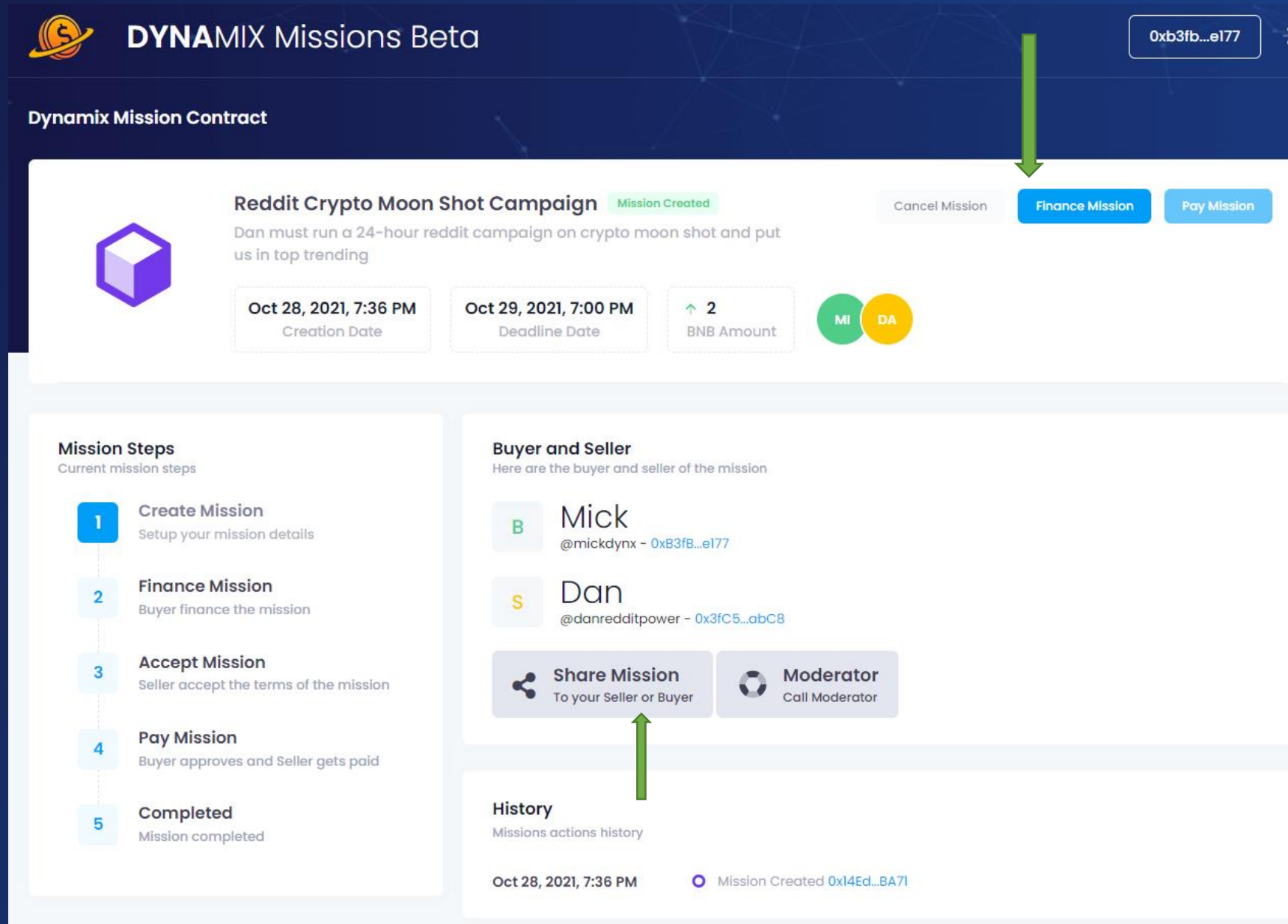
# EXAMPLE

Mick is on the mission page, he has not yet funded the mission, his 2BNBs are still in his wallet.

Mick is identified as Buyer, with exclusive actions : Cancel, Finance and Pay

At this point, Mick can finance the mission

Before that he will share the mission link with Dan



**DYNAMIX Missions Beta** 0xb3fb...e177

### Dynamix Mission Contract

**Reddit Crypto Moon Shot Campaign** Mission Created

Dan must run a 24-hour reddit campaign on crypto moon shot and put us in top trending

Cancel Mission Finance Mission Pay Mission

**Oct 28, 2021, 7:36 PM** **Oct 29, 2021, 7:00 PM** **2** **MI DA**

Creation Date Deadline Date BNB Amount

#### Mission Steps

Current mission steps

- 1 Create Mission**  
Setup your mission details
- 2 Finance Mission**  
Buyer finance the mission
- 3 Accept Mission**  
Seller accept the terms of the mission
- 4 Pay Mission**  
Buyer approves and Seller gets paid
- 5 Completed**  
Mission completed

#### Buyer and Seller

Here are the buyer and seller of the mission

**B Mick**  
@mickdynx - 0xB3fB...e177

**S Dan**  
@danredditpower - 0x3fC5...abC8

**Share Mission** **Moderator**  
To your Seller or Buyer Call Moderator

#### History

Missions actions history

Oct 28, 2021, 7:36 PM Mission Created 0x14Ed...BA71

 **EXAMPLE**

30 seconds later ...

**Mick:** Hey Dan this is our Dynamix Mission link : <https://dynamix.finance/missions/missions.html?addr=0x1....71>

**Mick:** Please check if everything looks good for you

**Dan:** Ok let me check

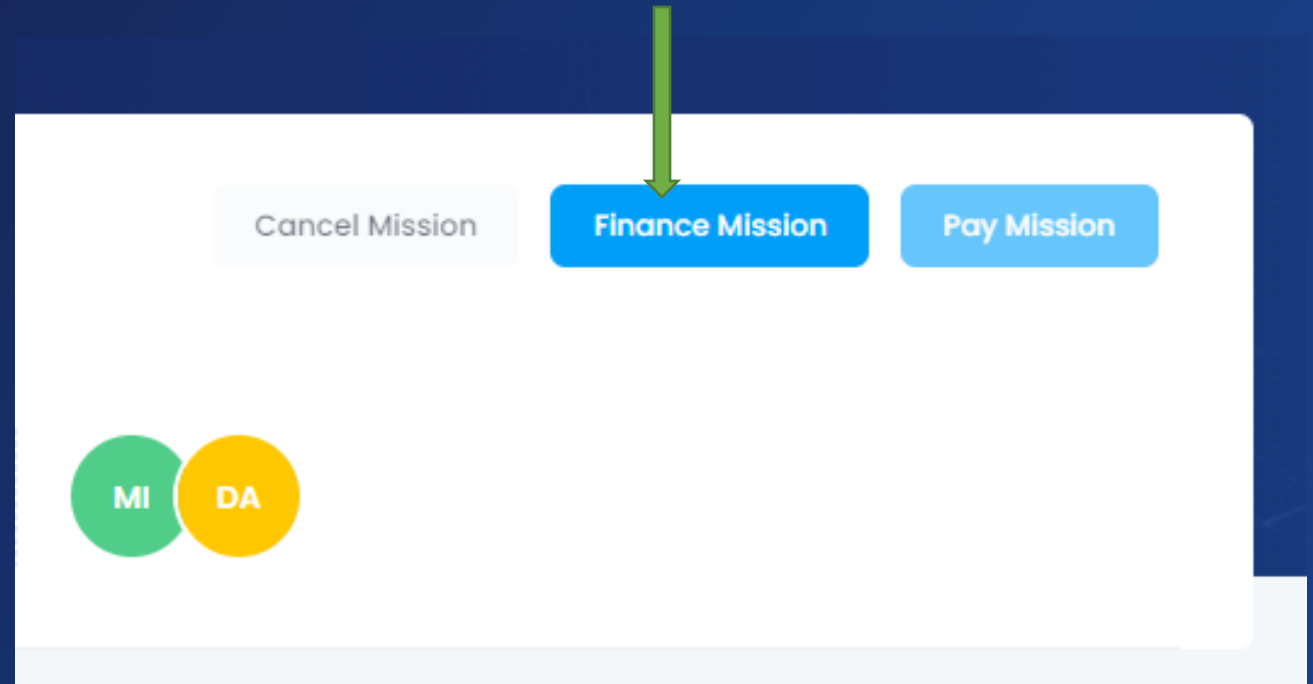
**Dan:** Perfect go ahead and finance it, I will start the job right away

**Mick:** Thank you for helping us out

# EXAMPLE

**Mick** Click on “Finance Mission” button, his 2 BNB are sent from his wallet to a secured smart contract mission, not yet to **Dan**.

**Mick** is guaranteed that **Dan** won't get paid until he decides to

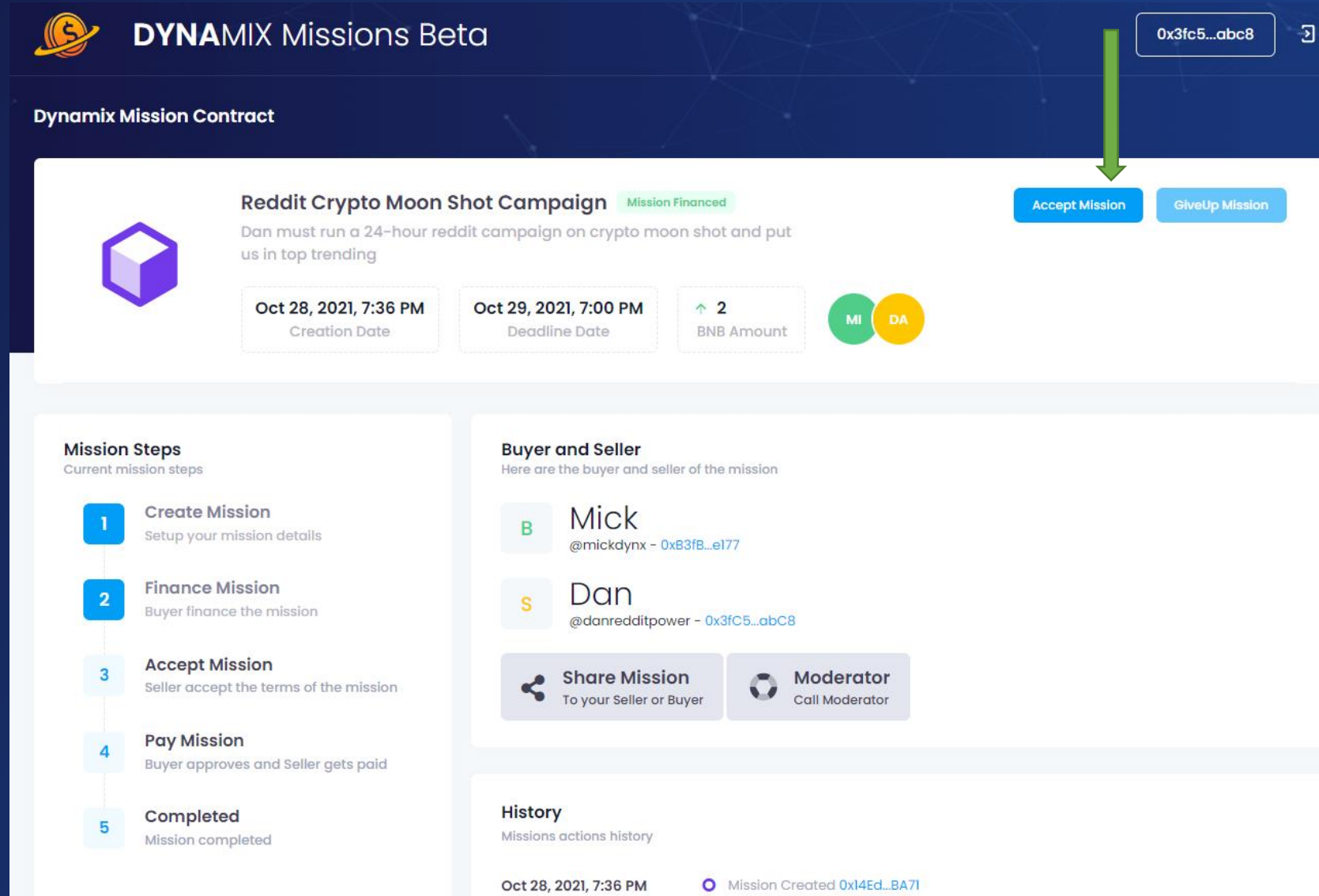


# EXAMPLE

Dan is on the mission page, he can ensure that the mission is well funded and that he will be paid if he reach mission terms.

Dan is identified as Seller, with exclusive actions : Accept Mission and GiveUp Mission

At this point, Dan have to Accept the mission to secure funds.



The screenshot displays the 'Dynamix Missions Beta' interface. At the top, the user's wallet address '0x3fc5...abc8' is visible. The main section is titled 'Dynamix Mission Contract' and features a mission card for 'Reddit Crypto Moon Shot Campaign' with a 'Mission Financed' status. The mission description is 'Dan must run a 24-hour reddit campaign on crypto moon shot and put us in top trending'. Key details include a creation date of 'Oct 28, 2021, 7:36 PM', a deadline of 'Oct 29, 2021, 7:00 PM', and a BNB amount of '2'. The interface includes 'Accept Mission' and 'GiveUp Mission' buttons, with a green arrow pointing to the 'Accept Mission' button. Below the mission card, the 'Mission Steps' section lists five steps: 1. Create Mission, 2. Finance Mission, 3. Accept Mission, 4. Pay Mission, and 5. Completed. The 'Buyer and Seller' section identifies Mick as the buyer and Dan as the seller. The 'History' section shows the mission was created on Oct 28, 2021, at 7:36 PM.



Dan also knows that he can check the smart contract on the blockchain

**History**  
Missions actions history

Oct 28, 2021, 7:36 PM    Mission Created [0x14Ed...BA71](#)

**BscScan**  
A product of Etherscan

BNB: \$487.24 (+7.48%)    Home    Blockchain    Validators    Tokens

Contract [0x14Ed772abaDe7AB520bF425Ac8235FdD5F9BBA71](#)

Sponsored: **Binance** - Join the world's largest crypto exchange. [Sign Up Now.](#)

**Contract Overview**

|            |                          |
|------------|--------------------------|
| Balance:   | 2 BNB                    |
| BNB Value: | \$48.72 (@ \$487.24/BNB) |

**More Info**

|                   |                                |
|-------------------|--------------------------------|
| My Name Tag:      | Not Available                  |
| Contract Creator: | <a href="#">0xb3fb12935...</a> |

Ad: **11X** Crypto savings with **60% APY** Earn while you sleep

**Transactions**    Contract    Events    Analytics    Comments

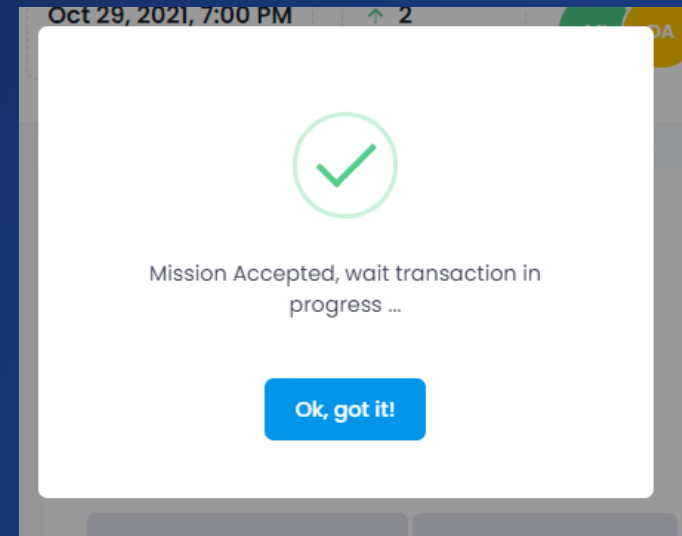
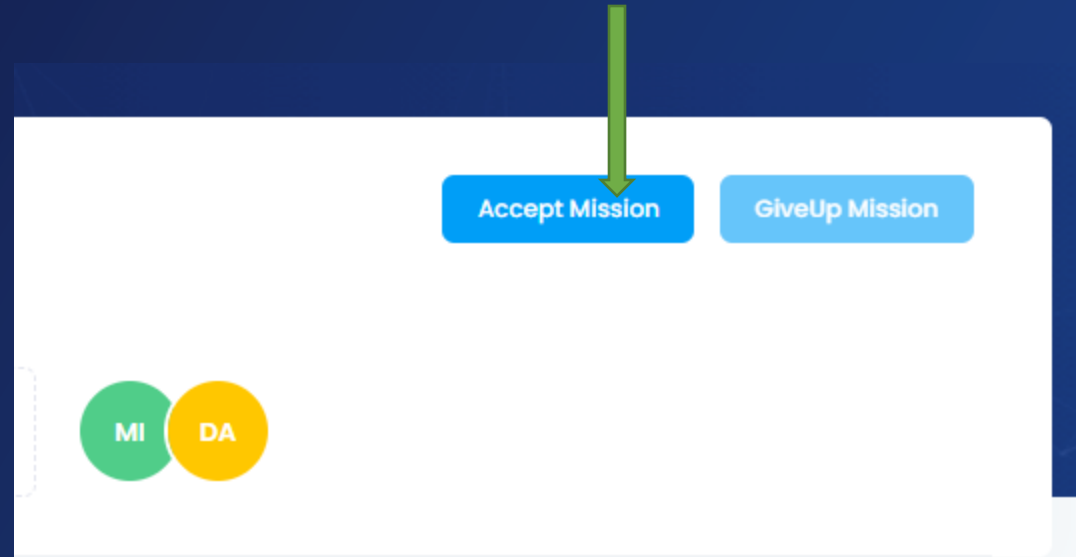
Latest 2 from a total of 2 transactions

| Txn Hash                                 | Method                     | Block    | Age         | From              | To                                     |
|--|----------------------------|----------|-------------|-------------------|--|
| <a href="#">0x86e1bc176b8f9fc0a30...</a> | <a href="#">0x2bee0b04</a> | 12169158 | 1 min ago   | Dynamix: Deployer | <a href="#">0x14ed772abade7ab52...</a> |
| <a href="#">0x5c30fb271ef54391823...</a> | <a href="#">0x60806040</a> | 12168628 | 28 mins ago | Dynamix: Deployer | Contract Creation                      |

# EXAMPLE

Dan Click on “Accept Mission” button, and accept TrustWallet confirmation

He is guaranteed that **Mick** can't cancel mission, if he has already accepted





 **EXAMPLE**

15 seconds later ...

**Dan:** Mick I see the mission is correctly funded, I already accepted it, I will get everything ready by tomorrow

**Mick:** Okay thanks again!

Next day...

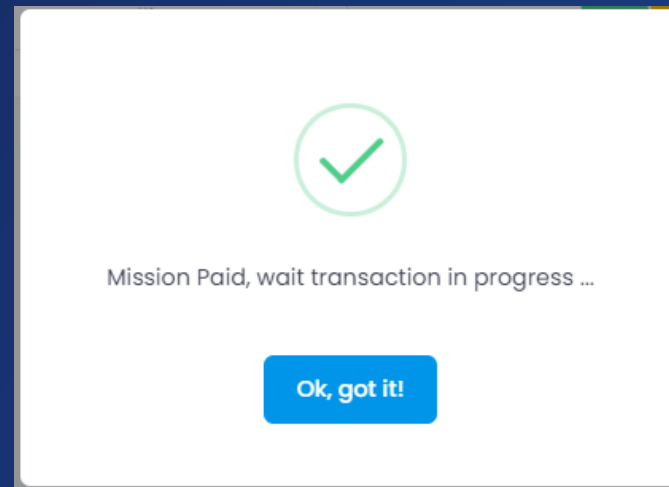
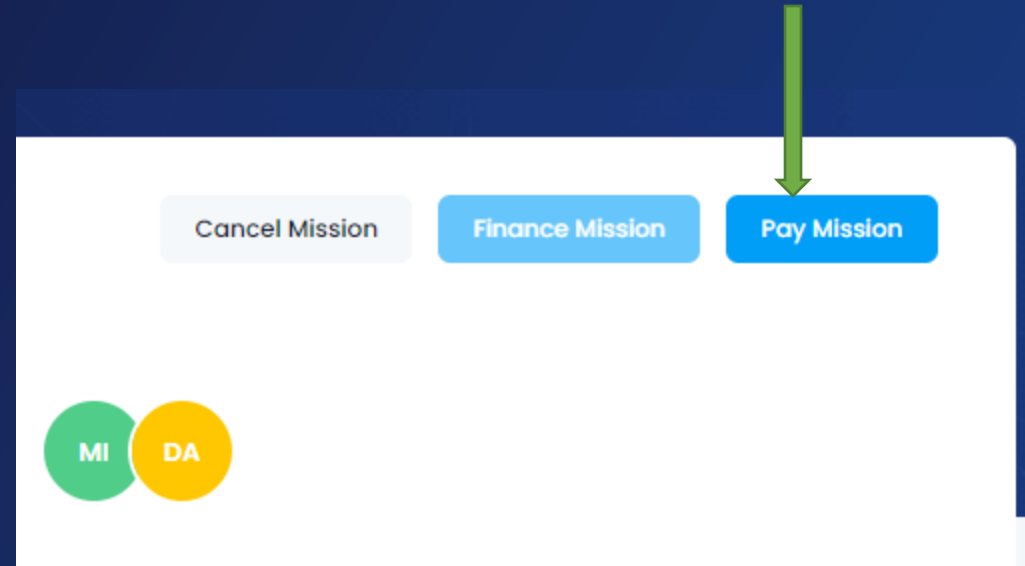
**Dan:** I have finished everything, if everything looks ok you can go ahead and trigger the payment of the mission

**Mick:** It is fantastic, I hope to work with you again

# EXAMPLE

**Mick** Clicks on “Pay Mission” button, the 2 BNB are sent from smart contract mission to Dan’s wallet

**Dan** receives 2BNB in his wallet a few seconds later



**Dynamix Mission Contract**

With the help of Dynamix Mission **Mick** and **Dan** were both able to work in a safe, secure and stress free environment

**Reddit Crypto Moon Shot Campaign** Mission Paid

Cancel Mission

Finance Mission

Pay Mission

Dan must run a 24-hour reddit campaign on crypto moon shot and put us in top trending



Oct 28, 2021, 7:36 PM  
Creation DateOct 29, 2021, 7:00 PM  
Deadline Date↑ 2  
BNB Amount**Mission Steps**

Current mission steps





- 1 Create Mission**  
Setup your mission details
- 2 Finance Mission**  
Buyer finance the mission
- 3 Accept Mission**  
Seller accept the terms of the mission
- 4 Pay Mission**  
Buyer approves and Seller gets paid
- ✓ Completed**  
Mission completed

**Buyer and Seller**

Here are the buyer and seller of the mission

**B** Mick  
@mickdynx - 0xB3fB...e177**S** Dan  
@danredditpower - 0x3fC5...abC8 **Share Mission**  
To your Seller or Buyer **Moderator**  
Call Moderator**History**

Missions actions history

- Oct 28, 2021, 7:36 PM  Mission Created 0x14Ed...BA71
- Oct 28, 2021, 8:03 PM  Buyer has financed the mission
- Oct 28, 2021, 8:18 PM  Seller has accepted the mission
- Oct 28, 2021, 8:25 PM  Buyer has paid the mission

## WHAT IF?

If **Dan** or **Mick** has a problem ... and can't get it resolve internally...  
They can call a Dynamix resolution Moderator.

The moderator will come and analyze the situation and speak with  
the buyer and the seller, this is why contact and the social  
information are important for both parties involved

 **TRY IT YOURSELF, ITS FREE!**

**Dynamix Missions Beta is finally out and its free**

## **Dynamix Mission Release**

- If Mission is paid: 3% of the Amount
- If Mission is canceled: 0,5% of the Amount
- If mission is canceled after Seller GivenUp: 0% of the Amount
- If a Moderator arbitrates : 3% of the Amount

**Investors Note:** All Fees are injected into DYNAMIX  
Token \$Dyna, it is purchased automatically.

# WHAT NEXT ?

## Roadmap

- Web site dynamix.app (explaining our vision, how to videos ...)
- FAQ: <https://forms.gle/ZkKZDaoY76aCFWAXA>
- Release free version (no fees for 1 or 2 months)
- Marketing Campaign ...
- Other cryptocurrency transaction accepted (BUSD USDT)
- Other Smartchain compatibility (Ethereum ...)
- Features, Features, Features to make **Dynamix Mission** a powerful tool to help fight against scammers and make crypto a safer place



FAQ ?

I will create a FAQ page, to answer all your questions on the operation of the Dynamix Mission project. Please fill out the form, and I will post the FAQ on the next Dynamix Mission website

Google Form: <https://forms.gle/ZkKZDaoY76aCFWAXA>



# OUR TEAM



**Dan**  
CEO



**Enzo**  
CMO



**Mick**  
CTO







## MORE INFORMATIONS

Dynamix Mission: <https://dynamix.finance/missions/>

WebSite: <https://dynamix.finance/>

Telegram: <https://t.me/DynamixToken>

Twitter: <https://twitter.com/Dynamixarmy>

Email: [manager@dynamix.finance](mailto:manager@dynamix.finance)

Company:

- DYNAMIX INT. LIMITED
- 111 Rico House George Street,
- Prestwich, Manchester,
- United Kingdom